

# ECA INVERTIDA D-32L

## D-32L LED

LUMINARIA ECA INVERTIDA D-32L LED CUERPO DE INYECCION DE ALUMINIO. IDEAL PARA CUALQUIER ENTORNO URBANO. CON UN DISEÑO ELEGANTE Y VANGUARDISTA, ALTA RESISTENCIA A LA CORROSION Y OXIDO GRACIAS A SU CUERPO DE ALUMINIO INYECTADO. ADEMÁS DE INCLUIR JUNTA DE ESTANQUEIDAD CON TORNILLERÍA DE ACERO INOXIDABLE Y LACADO EXTERIOR AL HORNO 200° POLVO DE POLIESTER TERMINACION NEGRO TEXTURADO. FIJACION A COLUMNA O BRAZO 60Ø. EQUIPADA CON MODULO LED CREE XTE R4 30W-45W-60W-75W-90W -100W. CON HASTA 140LM-W. OPCIONAL ES EQUIPADO UN PROTECTOR DE SOBRETENSIONES 10KV. POSIBILIDAD OPCIONAL DE INCORPORAR DRIVER REGULABLE 1.10V CON HASTA 8 NIVELES DE REGULACION SMARCYTI. AUTOMÁTICA Y MEMORIZADA O MEDIANTE REGULACION LINEA DE MANDO EN CABECERA. CUMPLIMIENTO NORMAS: UNE-EN 55015:2013-UNE-EN 61547:2009-UNE-EN 6100-3-2:2014-UNE-EN 6100-3-3:2013/UNE EN 60598-1/2-3


**FAYCOBA**<sup>®</sup>  
Alumbrado publico LED  
**GRANADA-SPAIN**  
958-420-356  
www.faycoba.com



OPCIONAL LUZ AMBAR 2200K



HIGH EFFICIENCY  
140LM-W



OPCIONAL DRIVER REGULABLE 1.10V 0 REGULACION PROGRAMABLE 8 ETAPAS.

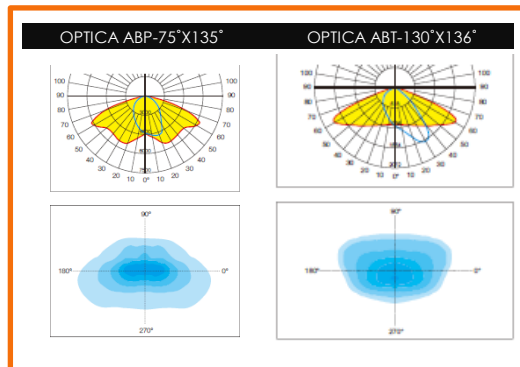
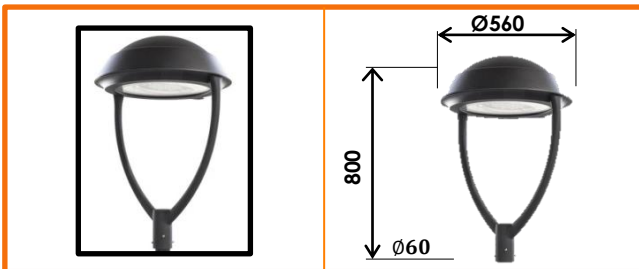
Cree® XLamp®



CREE



■ ECA INVERTIDA D-32L LED CREE XTE R4  
30W-45W-60W-75W-90W-100W



CODE CODIGO	LAMP LAMPARA	OUTPUT POWER POTENCIA	LED PCS Nº DE LED	LUMEN LUMENES	KG
ECA INV. D32L LED-30W	LED	30W	24 LED,S	4200LM	6KG
ECA INV. D32L LED-45W	LED	45W	24 LED,S	6300LM	6,3KG
ECA INV. D32L LED-60W	LED	60W	24 LED,S	8400LM	6,9G
ECA INV. D32L LED-75W	LED	75W	48 LED,S	10.500LM	7,5KG
ECA INV. D32L LED-90W	LED	90W	48 LED,S	12.600LM	8KG
ECA-D32 LED-100W	LED	100W	48 LED,S	14.000LM	8KG



SGS - SGS-CSTC Standards Technical Services Co., Ltd.

**TEST REPORT**

SGS-CSTC Standards Technical Services Co., Ltd.  
Guangzhou Branch

Page 1 of 1

Verification No.: GZEM14040197502  
Application No.: GZEM1407037615M  
Applicant: Guangzhou Da Aparajillo S.L. - FAYCOBA®  
Address of Applicant: POL. LOS ALAMOS C/2 FASE 18230/ARRIFE - GRANADA - SPAIN  
Product Description: led module  
Model No.: GGD0182002, GGD0182006  
Trade Mark: FAYCOBA  
Sufficient samples of the product have been tested and found to be in conformity with:  
Test Standard: EN 55015:2013, EN 55014:2006, EN 61000-3-2:2014, EN 61000-3-3:2013.

As shown in the Test Report Number(s): GZEM14040197502

The certification of EMC Compliance has been granted by the applicant based on the results of the tests, performed by the laboratory of SGS-CSTC Standards Technical Services Co., Ltd. and the accuracy of the product information submitted by the applicant. The manufacturer is responsible for the accuracy of the product information submitted. The manufacturer is responsible for the accuracy of the product information submitted. The manufacturer is responsible for the accuracy of the product information submitted.

CE

SGS - SGS-CSTC Standards Technical Services Co., Ltd. Guangzhou Branch

Page 1 of 1

**VERIFICATION OF EMC COMPLIANCE**

Verification No.: GZEM14040197502  
Application No.: GZEM1407037615M  
Applicant: Guangzhou Da Aparajillo S.L. - FAYCOBA®  
Address of Applicant: POL. LOS ALAMOS C/2 FASE 18230/ARRIFE - GRANADA - SPAIN  
Product Description: led module  
Model No.: GGD0182002, GGD0182006  
Trade Mark: FAYCOBA  
Sufficient samples of the product have been tested and found to be in conformity with:  
Test Standard: EN 55015:2013, EN 55014:2006, EN 61000-3-2:2014, EN 61000-3-3:2013.

As shown in the Test Report Number(s): GZEM14040197502

The certification of EMC Compliance has been granted by the applicant based on the results of the tests, performed by the laboratory of SGS-CSTC Standards Technical Services Co., Ltd. and the accuracy of the product information submitted by the applicant. The manufacturer is responsible for the accuracy of the product information submitted. The manufacturer is responsible for the accuracy of the product information submitted. The manufacturer is responsible for the accuracy of the product information submitted.

CE

# ECA INVERTIDA D-32L

**LED**



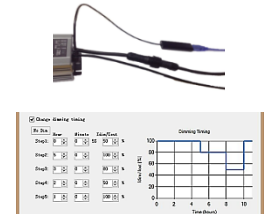
**HIGH EFFICIENCY**  
140LM-W

**CREE** **CE**



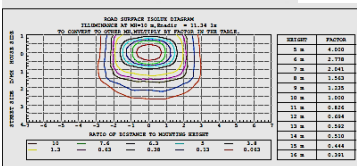
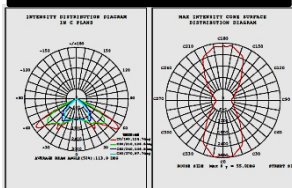
- Material: Inyección De Aluminio.
- Dimensiones: 800X560mm
- Acabado: Negro Texturado Ral 9005
- Recomendable Alturas De 3-6 mts..
- Potencia Led: 30W-45W-60W-75W 90W-100W.
- Potencia Entrada: 110V-240V/50-60Hz
- Tipo Led: CREE XTE R4-24Led,s-48Led,s
- Driver IP67-Opcional Regulable 1,10v.
- Opcional: Protector Sobretensiones 10kv.
- Nivel: IP66 IK10 – Lumen: 140lm-w
- Clase Electrica: Clasell ■ Vida Led: 100.000H.
- NORMA: **UNE EN 60598-1/2-3 H L80-B10**

## ■ ECA INVERTIDA D-32L LED CREE XTE R4 30W-45W-60W-75W-90W-100W.



**OPCIONAL DRIVER REGULABLE 1.10V 0 REGULACION PROGRAMABLE.**

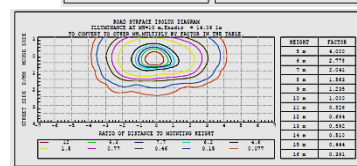
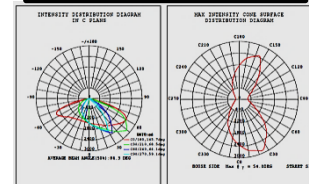
### OPTICA LED VIARIA 75°X135°



■ DISPONIBLES A ELEGIR 2 TIPOS DE OPTICAS.  
OPTICA SIMETRICA: IDEAL PARA LA INSTALACION A BAJA Y MEDIA ALTURA DE 3 A 7MTS. PROYECTANDO LA EMISION DE LUZ 75° HACIA LA CALZADA Y 135° HACIA IZQUIERDA Y DERECHA. RECOMENDABLE PARA PLAZAS Y ZONAS PEATONALES, AVENIDAS.

■ OPTICA ASIMETRICA: IDEAL PARA ALTURAS DE 6 A 10MTS. PROYECTANDO LA EMISION DE LUZ 55° HACIA LA CALZADA. Y 145° DE IZQUIERDA Y DERECHA. RECOMENDABLE PARA CONSEGUIR UNA AMPLIA DISTANCIA ENTRE PUNTOS DE LUZ Y GRANDE AVENIDAS.

### OPTICA LED ASIMETRICA 55°X145°



POTENCIAS	30W	45W	60W	75W	90W	100W
TIPO LED	CREE XTE R4	CREE XTE R4	CREE XTE R4	CREE XTE R4	CREE XTE R4	CREE XTE R4
FLUJO LUM.	4200LM	6300LM	8400LM	10.500LM	12.600LM	14.000LM
COLOR	2200K-3000K 4000K-6000K	2200K-3000K 4000K-6000K	3000K-4000K 6000K	2200K-3000K 4000K-6000K	2200K-3000K 4000K-6000K	3000K-4000K 6000K
CRI	>70Ra	>70Ra	>70Ra	>70Ra	>70Ra	>70Ra
ANG.APERTURA	75°135°/55°X145°	75°135°/55°X145°	75°135°/55°X145°	75°135°/55°X145°	75°135°/55°X145°	75°135°/55°X145°
CORRIENTE SALIDA	550mA	550mA	750mA	1400mA	1640mA	1850mA
VOLT.SALIDA	40-54V	40-54V	30-42V	40-54V	40-54V	40-54V
GRAD.PROTEC.	IP-66	IP-66	IP-66	IP-66	IP-66	IP-66
FACTOR POTENCIA	>0,98	>0,98	>0,98	>0,98	>0,98	>0,98
IP-DRIVER	IP-67	IP-67	IP-67	IP-67	IP-67	IP-67
GARANTIA	5 AÑOS	5 AÑOS	5 AÑOS	5 AÑOS	5 AÑOS	5 AÑOS

# Alumbrado publico

## CONJUNTOS COLUMNAS

### STREET LIGHT



### -FABRICACION PROPIA-FAYCOBA-

**COLUMNAS ACERO**

- 3 METROS
- 3,5 METROS
- 4 METROS

COL.CILINDRICA+ECA INV. D32L LED      COL.OPORTO+ECA INV. D32L LED

**BRAZO PREMIUN**  
700M/M-1000M/M

**COLUMNAS ACERO**

- 3 METROS
- 3,5 METROS
- 4 METROS
- 5 METROS

COL.TRONCOCONICA+ECA INV. D32L LED



### COLUMNAS TRONCOCONICAS MODELO MIXTO.



#### DESCRIPCION

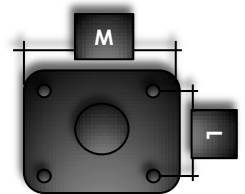
**DESCRIPCION:**  
COLUMNA TRONCOCONICA MOD.EUROPEA  
FABRICADA EN ACERO S-235 JR  
DE ALTA CALIDAD.  
GALVANIZADA POR INMERSION EN  
CALIENTE CONFORME EN-UNE-1461.

**ESPESOR:3M/M**

**PROVISTA DE PUERTA IP-44 ENRRASADA  
Y TORNILLO ANTIROBO ACERO INOX.**

**FABRICADA EN ALTURAS 3M-3,5M-4M-5M-6M-  
7M-8M-9MTS.**

**BAJO PEDIDO PUEDE PINTARSE  
EN CUALQUIER COLOR RAL.**



Ref	Alt. m/m	Punta m/m	Placa Base m/m M	Dist. Pernos m/m L	Pernos: m/m
TR-3M	3000	60m/m	300x300	215	14x350
TR-3,5M	3500	60m/m	300x300	215	14x350
TR-4M	4000	60m/m	300x300	215	16x350
TR-5M	5000	60m/m	300x300	215	16x350
TR-6M	6000	60m/m	300x300	215	18x400
TR-7M	7000	60m/m	400x400	285	18x400
TR-8M	8000	60m/m	400x400	285	20x500
TR-9M	9000	60m/m	400x400	285	22x600